

TENTATIVE AGENDA
SCOTT COUNTY BOARD OF SUPERVISORS
January 25 - 29, 2021

Tuesday, January 26, 2021

Special Board Meeting - 8:00 am WEBEX/VIRTUAL MEETING ONLY (Closed Session)

The public may join this meeting by phone/computer/app by using the information below, however should the Board agree to go into closed session, the public will not be permitted to remain in the virtual room. Contact 563-326-8702 with any questions.

CALL IN INFORMATION 1-408-418-9388
ACCESS CODE: 146 913 5411 PASS CODE: 1234

OR you may join via Webex. Go to www.webex.com and JOIN meeting.
ACCESS CODE: 146 913 5411 PASS CODE: 1234
See the Webex Instructions in packet for a direct link to the meeting.

- ___ 1. Roll Call: Croken, Kinzer, Knobbe, Maxwell, Beck

- ___ 2. Discussion of pending litigation pursuant to Iowa Code Section 21.5(1)(c). -
CLOSED SESSION
Motion to go into closed session:
Moved by ___ Second by ___ Roll Call: Croken, Kinzer, Knobbe, Maxwell, Beck
Motion to go into open session:
Moved by ___ Second by ___ Roll Call: Croken, Kinzer, Knobbe, Maxwell, Beck

- ___ 3. Adjourned. Moved by ___ Seconded by ___

Tuesday, January 26, 2021

Special Committee of the Whole - 8:30 am
WEBEX/VIRTUAL MEETING ONLY

The public may join this meeting by phone/computer/app by using the information below. Contact 563-326-8702 with any questions.

CALL IN INFORMATION 1-408-418-9388
ACCESS CODE: 146 794 0536 PASS CODE: 1234

OR you may join via Webex. Go to www.webex.com and JOIN meeting.
ACCESS CODE: 146 794 0536 PASS CODE: 1234
See the Webex Instructions in packet for a direct link to the meeting.

- ___ 1. Roll Call: Croken, Kinzer, Knobbe, Maxwell, Beck

- ___ 2. Budget Work Session.

- ___ 3. Adjourned. Moved by ___ Seconded by ___

Instructions for *Unmuting Phone Line* during Board Meeting teleconference

To gain the moderator's attention, **press *3 from your phone OR the raise hand** icon on computer or mobile device. Phone lines will be placed on mute during the meeting. Participants may unmute their line using the mute icon or *6 on their phone after being recognized by the Chair.

Connect via Computer or application:

Host: www.webex.com Meeting number: **146 913 5144** Password: **1234**

Link to meeting : [Scott County Board of Supervisors Special Board Meeting-CLOSED SESSION 01-26-21 8:00 AM](#)

Full Link:

<https://scottcountyiowa.webex.com/scottcountyiowa/onstage/g.php?MTID=e42ac1236ffb818b757bbeafb196d77d2>

Connect via telephone:

1-408-418-9388 Meeting number: **146 913 5144** Password: **1234**

Telephone / Cell Phones Connections:

Telephones lines will be placed on mute during the meeting. Participants may "raise their hand" by using *3 to gain attention of the host.

When called upon for comments by the Board,

1. The host will then unmute the participant's line at the appropriate time.
2. A user must have his or her own device unmuted.
3. The user may then unmute his or her conference line by keying * 6
4. After conversation, please lower your hand. (*3 again)

Computer / Application Connections:



If connected via web application or computer, the user should look for the





symbol and click to appear raised so the host may acknowledge you.

1. The host will then unmute the participant's line at the appropriate time.
2. A user must have his or her own device unmuted.
3. The user may then unmute his or her conference line by clicking the microphone symbol.
4. After conversation, please lower your hand. (*3 again)

You can mute yourself so that everyone can concentrate on what's being discussed.

While you're on a call or in a meeting, select  at the bottom of the meeting window. You'll know it's working when the button turns red, .

If you want to unmute yourself, select . Others can hear you when the button turns gray.

When you're muted and move away from the call controls, the mute button moves to the center of your screen and fades in color  to indicate that you're still muted.

Instructions for *Unmuting Phone Line* during Board Meeting teleconference

To gain the moderator's attention, **press *3 from your phone OR the raise hand** icon on computer or mobile device. Phone lines will be placed on mute during the meeting. Participants may unmute their line using the mute icon or *6 on their phone after being recognized by the Chair.

Connect via Computer or application:

Host: www.webex.com Meeting number: **146 794 0536** Password: **1234**

Link to meeting : [Scott County Board of Supervisors Special Committee of the Whole BUDGET 01-26-21 8:30 AM](https://scottcountyiowa.webex.com/scottcountyiowa/onstage/g.php?MTID=e33a32de7e31c86eb8b02f6fdc729567b)

Full Link:

<https://scottcountyiowa.webex.com/scottcountyiowa/onstage/g.php?MTID=e33a32de7e31c86eb8b02f6fdc729567b>

Connect via telephone:

1-408-418-9388 Meeting number: **146 794 0536** Password: **1234**

Telephone / Cell Phones Connections:

Telephones lines will be placed on mute during the meeting. Participants may "raise their hand" by using *3 to gain attention of the host.

When called upon for comments by the Board,

1. The host will then unmute the participant's line at the appropriate time.
2. A user must have his or her own device unmuted.
3. The user may then unmute his or her conference line by keying * 6
4. After conversation, please lower your hand. (*3 again)

Computer / Application Connections:



If connected via web application or computer, the user should look for the





symbol and click to appear raised so the host may acknowledge you.

1. The host will then unmute the participant's line at the appropriate time.
2. A user must have his or her own device unmuted.
3. The user may then unmute his or her conference line by clicking the microphone symbol.
4. After conversation, please lower your hand. (*3 again)

You can mute yourself so that everyone can concentrate on what's being discussed.

While you're on a call or in a meeting, select  at the bottom of the meeting window. You'll know it's working when the button turns red, .

If you want to unmute yourself, select . Others can hear you when the button turns gray.

When you're muted and move away from the call controls, the mute button moves to the center of your screen and fades in color  to indicate that you're still muted.