

TENTATIVE AGENDA
SCOTT COUNTY BOARD OF SUPERVISORS
June 14, 2022

Tuesday, June 14, 2022

Special Board Meeting - CANVASS OF VOTES - 8:00 am

Board Room, 1st Floor, Administrative Center AND WEBEX/VIRTUAL OPTION

The public may join this meeting in person OR by phone/computer/app by using the information below. Contact 563-326-8702 with any questions.

TO JOIN BY PHONE 1-408-418-9388

ACCESS CODE: 2492 266 6400 PASS CODE: 1234

OR you may join via Webex. Go to www.webex.com and JOIN meeting using the same Access Code and Pass Code above.

See the Webex Instructions in packet for a direct link to the meeting.

- ___ 1. Roll Call: Kinzer, Knobbe, Maxwell, Beck, Croken

- ___ 2. Motion to approve 5-day beer/liquor license for Urbantique, 23840 80th Avenue, Walcott.

Moved by ___ Second by____

Kinzer ___ Knobbe ___ Maxwell ___ Beck ___ Croken ___

- ___ 3. Canvass of Votes for Scott County Primary Election.

Moved by ___ Second by____

Kinzer ___ Knobbe ___ Maxwell ___ Beck ___ Croken ___

.

- ___ 4. Adjourned. Moved by ___ Seconded by _____

Instructions for *Unmuting Phone Line* during Board Meeting teleconference

To gain the moderator's attention, **press *3 from your phone OR the raise hand icon** on computer or mobile device (for location of raise hand icon, see below). Phone lines will be placed on mute during the meeting. Participants may unmute their line using the mute icon or *6 on their phone after being recognized by the Chair.

Meeting # 2492 266 6400

Password #1234

Connect via Computer or application:

Host: www.webex.com Meeting number: **above** Password: **1234**

Or use direct link to meeting:

<https://scottcountyiowa.webex.com/scottcountyiowa/onstage/g.php?MTID=ec351061d624cc980485b01bf28acda94>

Connect via telephone: 1-408-418-9388 Meeting number: **above** Password: **1234**


Telephone / Cell Phones Connections:

Telephones lines will be placed on mute during the meeting. Participants may "raise their hand" by using *3 to gain attention of the host.



When called upon for comments by the Board,


1. The host will then unmute the participant's line at the appropriate time.
2. A user must have his or her own device unmuted.
3. The user may then unmute his or her conference line by keying * 6
4. After conversation, please lower your hand. (*3 again)


Computer / Application Connections:

If connected via web application or computer, the user should look for the **Raise Hand**  raise hand symbol and click to appear raised so the host may acknowledge you.

1. The host will then unmute the participant's line at the appropriate time.
2. A user must have his or her own device unmuted.
3. The user may then unmute his or her conference line by clicking the microphone symbol.
4. After conversation, please lower your hand. (*3 again)

You can mute yourself so that everyone can concentrate on what's being discussed. While you're on a call or in a meeting, select  at the bottom of the meeting window. You'll know it's working when the button turns red .

If you want to unmute yourself, select . Others can hear you when the button turns gray.

When you're muted and move away from the call controls, the mute button moves to the center of your screen and fades in color  to indicate that you're still muted.

To find the **raise hand icon**, you may need to click on ...

